







Symptoms caused by *Pseudomonas syringae* pv. *actinidiae*

Season	Organ	Description of symptoms	Pictures
Spring (early)	Leaf	Little dark brown spots with yellow halo on <i>A. deliciosa</i> (left) and <i>A. chinensis</i> (right)	 
Spring	Leaf	Leaf spot with (left) and without (right) chlorotic halo on <i>A. chinensis</i>	 







Pictures provided by Drs. G.M. Balestra (DAFNE – Università della Tuscia, Viterbo, Italy) and M. Scortichini (CRA Frutticoltura, Roma, Italy)

Appendix 2

Season	Organ	Description of symptoms	Pictures
Spring (late)	Leaf	Leaf spots on upper (left) and lower (right) surface of <i>A. chinensis</i>	
Spring	Canes	Wiltings on <i>A. chinensis</i>	




Pictures provided by Drs. G.M. Balestra (DAFNE – Università della Tuscia, Viterbo, Italy) and M. Scortichini (CRA Frutticoltura, Roma, Italy)

Appendix 2

Season	Organ	Description of symptoms	Pictures	
Spring	Flower buds	Brownings of flower buds with exudate (left) and whole bud necrosis of <i>A. chinensis</i>	 	
Spring (blossoming)	Flowers	Browning of sepals (left) and floral (right) tissues	 	
Spring (early)	Leader and young Trunk	White ooze exudating on <i>A. deliciosa</i>	 	



Pictures provided by Drs. G.M. Balestra (DAFNE – Università della Tuscia, Viterbo, Italy) and M. Scortichini (CRA Frutticoltura, Roma, Italy)

Appendix 2

Season	Organ	Description of symptoms	Pictures
Spring (early)	Leader	Red exudate on <i>A. chinensis</i>	
Spring	Twig and Leader	Browning and discolouration below bark on <i>A. chinensis</i>	
Summer	Leader	Browning and discolouration below bark and reddening of lenticels on <i>A. chinensis</i>	



Pictures provided by Drs. G.M. Balestra (DAFNE – Università della Tuscia, Viterbo, Italy) and M. Scortichini (CRA Frutticoltura, Roma, Italy)

Appendix 2

Season	Organ	Description of symptoms	Pictures
Summer	Cane	Wilting on <i>A. chinensis</i>	
Summer	Leaf and Canes	Wilting and rolling of leaves on <i>A. chinensis</i>	


Pictures provided by Drs. G.M. Balestra (DAFNE – Università della Tuscia, Viterbo, Italy) and M. Scortichini (CRA Frutticoltura, Roma, Italy)

Appendix 2

Season	Organ	Description of symptoms	Pictures
Autumn	Leader	Cankers with red exudates on <i>A. deliciosa</i> (left) and on <i>A. chinensis</i> (right)	
Autumn	Trunk and Leader	Canker with red exudates and reddening of lenticels on <i>A. chinensis</i>	



Pictures provided by Drs. G.M. Balestra (DAFNE – Università della Tuscia, Viterbo, Italy) and M. Scortichini (CRA Frutticoltura, Roma, Italy)

Appendix 2

Season	Organ	Description of symptoms	Pictures
Winter	Whole plant	Cankers with red exudates on <i>A. chinensis</i>	

Pictures provided by Drs. G.M. Balestra (DAFNE – Università della Tuscia, Viterbo, Italy) and M. Scortichini (CRA Frutticoltura, Roma, Italy)

Appendix 2

Season	Organ	Description of symptoms	Pictures
Winter	Trunk	External canker on <i>A. chinensis</i> (left) and brown discoloration on <i>A. deliciosa</i> (right)	
Winter	Leader	Cankers with red exudate on <i>A. deliciosa</i> (left) and on <i>A. chinensis</i> (right)	

Pictures provided by Drs. G.M. Balestra (DAFNE – Università della Tuscia, Viterbo, Italy) and M. Scortichini (CRA Frutticoltura, Roma, Italy)